Product Data Sheet

MC-2327

o-Cresol, [ring-^{14}C(U)]-

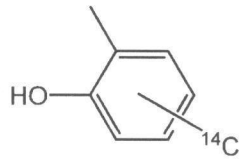

M.W. ^{12}C 108.14; ^{14}C 110.70 @ 80.0 mCi/mmol

Lot #: 178-084-080-A-20091010-JI

Specific Activity: 80.0 mCi/mmol

Concentration: 1.0 mCi/ml; 1.38 mg/ml

Packaged in: Ether solution

Date of Analysis: October 14, 2009

Radiochemical Purity: 98.3%

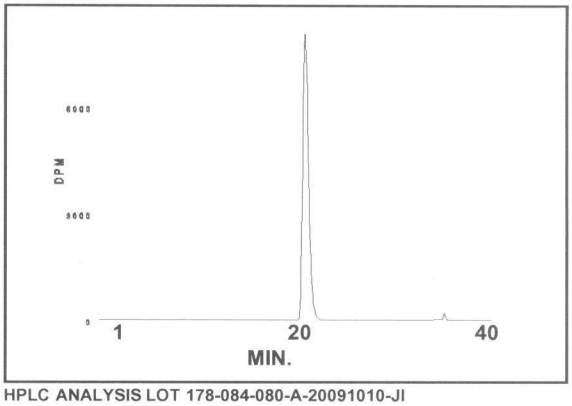

HPLC ANALYSIS LOT 178-084-080-A-20091010-JI
File Name: intk1210 Date and Time: 10/14/2009 11:16:42
Unit 20 Radio

Peak #	Area %	Time	Area
1	0.06	8.74330	19.00811
2	0.07	10.32670	22.83109
3	0.07	19.54330	22.29302
4	98.36	20.99670	33547.57392
5	0.01	22.71670	4.82880
6	1.44	35.24000	490.33776
Totals	100.00		34106.87270

Storage Recommendation: Store at -20°C.

Product Warranty: Stated on the reverse side of this Product Data Sheet.

Caution: Not For Use In Humans Or Clinical Diagnosis. This product is intended for investigational or manufacturing use only. It is pharmaceutically unrefined and is not intended for use in humans. Responsibility for its use in humans, as a diagnostic reagent, and compliance with federal laws rests solely with the purchaser.

Moravek Biochemicals, Inc. 577 Mercury Lane, Brea, California 92821 www.moravek.com info@moravek.com Phone (714) 990-2018 Fax (714) 990-1824

MC-2327

o-Cresol, [ring-^{14}C(U)]-

Lot 178-084-080-A-20091010-JI

A) All chromatograms were run using the HPLC method described on the Product Data Sheet.

Concentrations and volumes:

Standard solution concentration was 1.0 mg/mL.

o-Cresol, [ring-^{14}C(U)]- concentration was 0.1 mCi/mL.

Volume of standard alone injection was 2.0 µL

Volume of **o-Cresol, [ring-^{14}C(U)]-** alone injection was 2.0 µL.

Co-injection solution consisted of 1.0 µL **o-Cresol, [ring-^{14}C(U)]-** + 1.0 µL standard.

Volume of co-injection was 2.0 µL.

Volume of blank injection was 2.0 µL.

B) Mass spectrometry

C) NMR

MC-2327
o-Cresol, [ring-14C(U)]-
Lot 178-084-080-A-20091010-JI

Chromatogram Info:

File Name	: L:\intk1210	File Created	: 5/29/2014 11:53:39 AM
Origin	: Acquired, Acquisition started 10/14/2009 10:36:44 AM	Acquired Date	: 10/14/2009 11:16:42 AM
Project	: Work1	By	: Administrator

Method	: Unit20_40_min_run	By	: Administrator
Description	: Radiochemical trace of 14C material alone		
Created	: 4/9/2008 10:56 AM	Modified	: 5/29/2014 12:20 PM
Column	:	Detection	: Radiochemical
Mobile Phase	:	Temperature	:
Flow Rate	:	Pressure	:
Note	:		

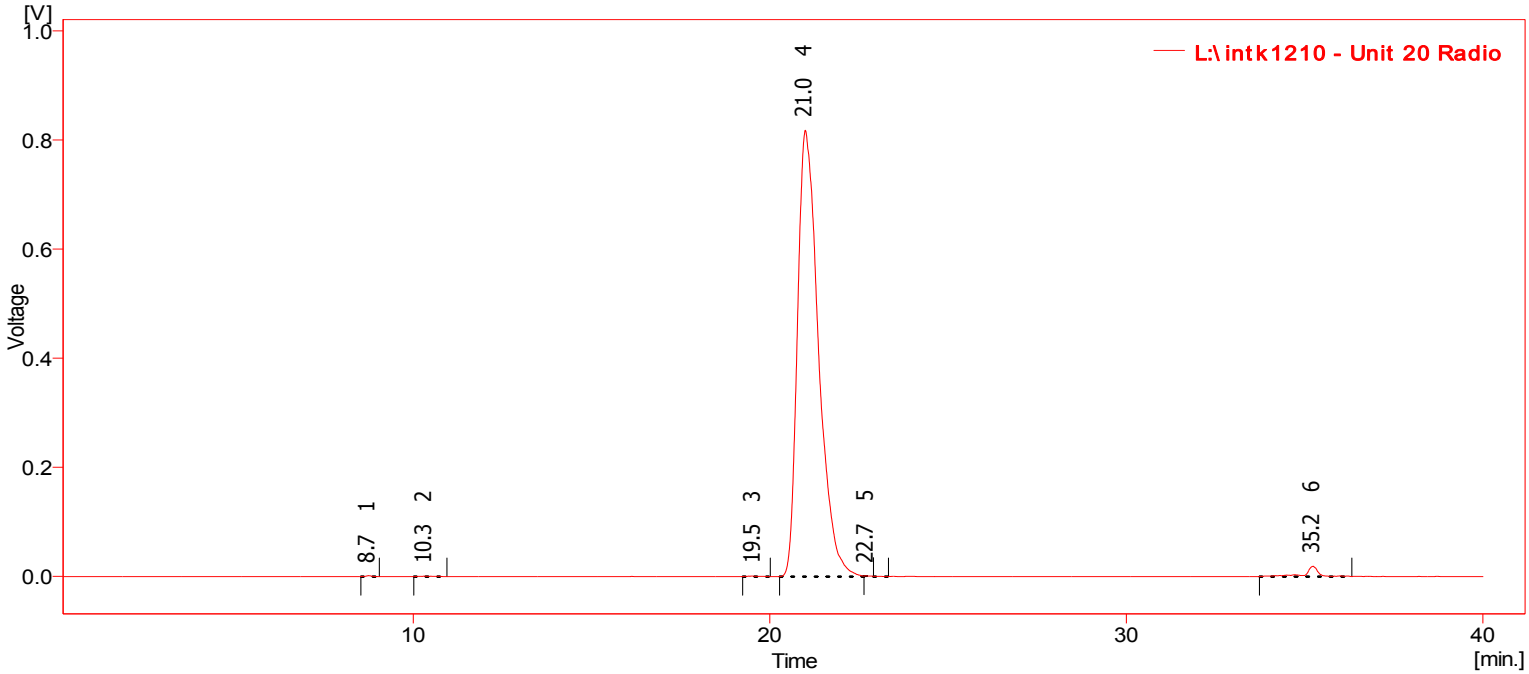

Result Table (Uncal - L:\intk1210 - Unit 20 Radio)

	Compound Name	Reten. Time [min]	Area [mV.s]	Height [mV]	Area [%]	Height [%]	W05 [min]	Efficiency [th.pl]	Eff/l [t.p./m]	Resolution [-]	Symmetry/ Tailing [-]	Response Factor
1		8.74	19.008	1.84	0.06	0.2	0.14	21608	432153		0.94	
2		10.33	22.831	0.96	0.07	0.1	0.64	1442	28847	2.40	1.48	
3		19.54	22.293	0.98	0.07	0.1	0.52	7825	156506	9.38	1.11	
4		21.00	33547.574	818.18	98.36	97.2	0.62	6354	127074	1.50	2.11	
5		22.72	4.829	0.63	0.01	0.1	0.08	486391	9727826	2.91	1.71	
6		35.24	490.338	18.96	1.44	2.3	0.26	99213	1984266	43.46	0.65	
		Total	34106.873	841.55	100.00	100.0						

MC-2327
o-Cresol, [ring-14C(U)]-
Lot 178-084-080-A-20091010-JI

Chromatogram Info:

File Name	: L:\intk1210	File Created	: 5/29/2014 11:53:39 AM
Origin	: Acquired, Acquisition started 10/14/2009 10:36:44 AM	Acquired Date	: 10/14/2009 11:16:42 AM
Project	: Work1	By	: Administrator

Method	: Unit20_40_min_run	By	: Administrator
Description	: UV trace of 14C material alone		
Created	: 4/9/2008 10:56 AM	Modified	: 5/29/2014 12:02 PM
Column	:	Detection	: UV 277nm
Mobile Phase	:	Temperature	:
Flow Rate	:	Pressure	:
Note	:		

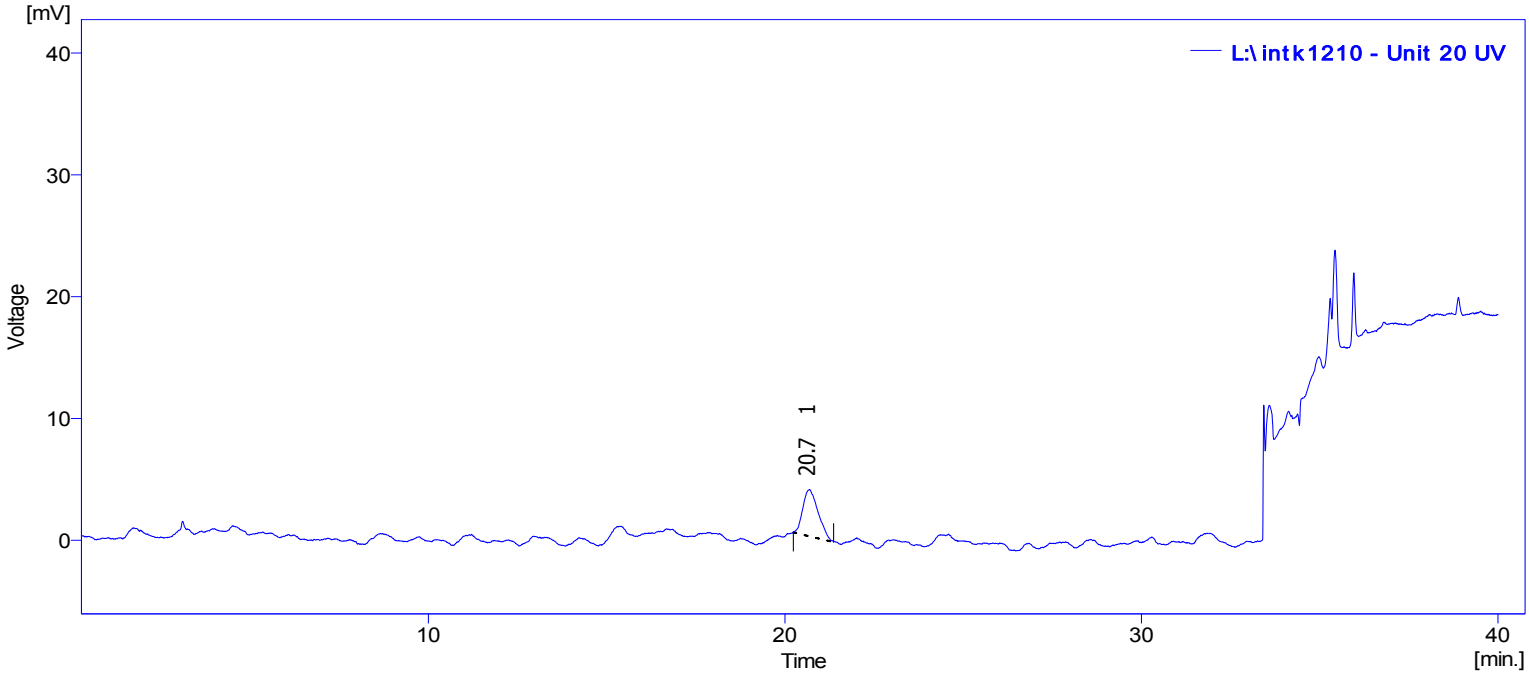

Result Table (Uncal - L:\intk1210 - Unit 20 UV)

	Compound Name	Reten. Time [min]	Area [mV.s]	Height [mV]	Area [%]	Height [%]	W05 [min]	Efficiency [th.pl]	Eff/l [t.p./m]	Resolution [-]	Symmetry/ Tailing [-]	Response Factor
1		20.68	115.479	3.85	100.00	100.0	0.47	10879	217584		1.27	
		Total	115.479	3.85	100.00	100.0						

MC-2327
o-Cresol, [ring-14C(U)]-
Lot 178-084-080-A-20091010-JI

Chromatogram Info:

File Name	: L:\intk1211	File Created	: 5/29/2014 11:53:38 AM
Origin	: Acquired, Acquisition started 10/14/2009 11:39:12 AM	Acquired Date	: 10/14/2009 12:19:11 PM
Project	: Work1	By	: Administrator

Method	: Unit20_40_min_run	By	: Administrator
Description	: UV trace of standard material alone		
Created	: 4/9/2008 10:56 AM	Modified	: 5/29/2014 12:22 PM
Column	:	Detection	: UV 277nm
Mobile Phase	:	Temperature	:
Flow Rate	:	Pressure	:
Note	:		

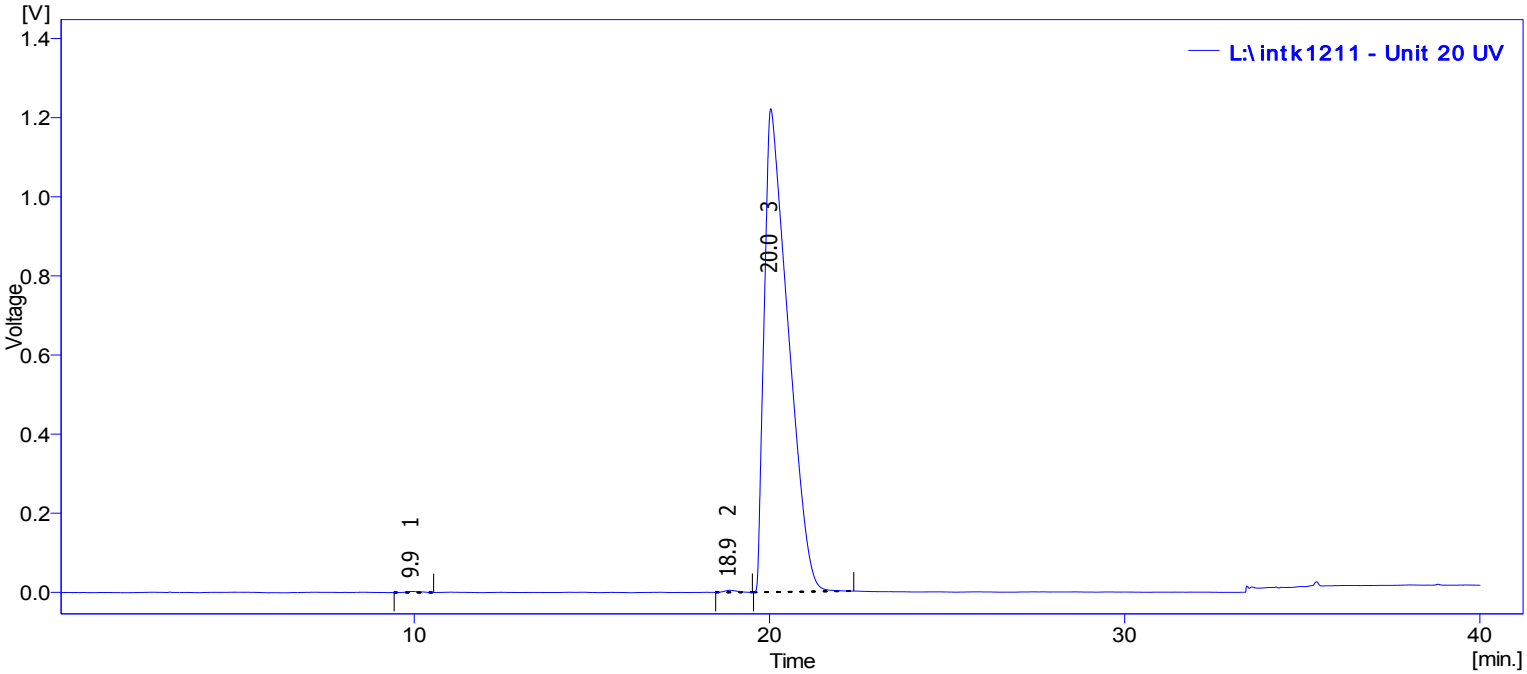

Result Table (Uncal - L:\intk1211 - Unit 20 UV)

	Compound Name	Reten. Time [min]	Area [mV.s]	Height [mV]	Area [%]	Height [%]	W05 [min]	Efficiency [th.pl]	Eff/l [t.p./m]	Resolution [-]	Symmetry/ Tailing [-]	Response Factor
1		9.94	77.390	2.69	0.14	0.2	0.49	2251	45011		1.11	
2		18.88	132.867	5.28	0.23	0.4	0.40	12546	250922	11.84	1.39	
3		20.04	57067.111	1222.12	99.63	99.4	0.75	3920	78408	1.19	2.06	
		Total	57277.368	1230.09	100.00	100.0						

MC-2327
o-Cresol, [ring-14C(U)]-
Lot 178-084-080-A-20091010-JI

Chromatogram Info:

File Name	: L:\intk1212	File Created	: 5/29/2014 11:53:38 AM
Origin	: Acquired, Acquisition started 10/14/2009 1:16:45 PM	Acquired Date	: 10/14/2009 1:56:44 PM
Project	: Work1	By	: Administrator

Method	: Unit20_40_min_run	By	: Administrator
Description	: Radiochemical trace of 14C material co-injected with standard		
Created	: 4/9/2008 10:56 AM	Modified	: 5/29/2014 12:23 PM
Column	:	Detection	: Radiochemical
Mobile Phase	:	Temperature	:
Flow Rate	:	Pressure	:
Note	:		

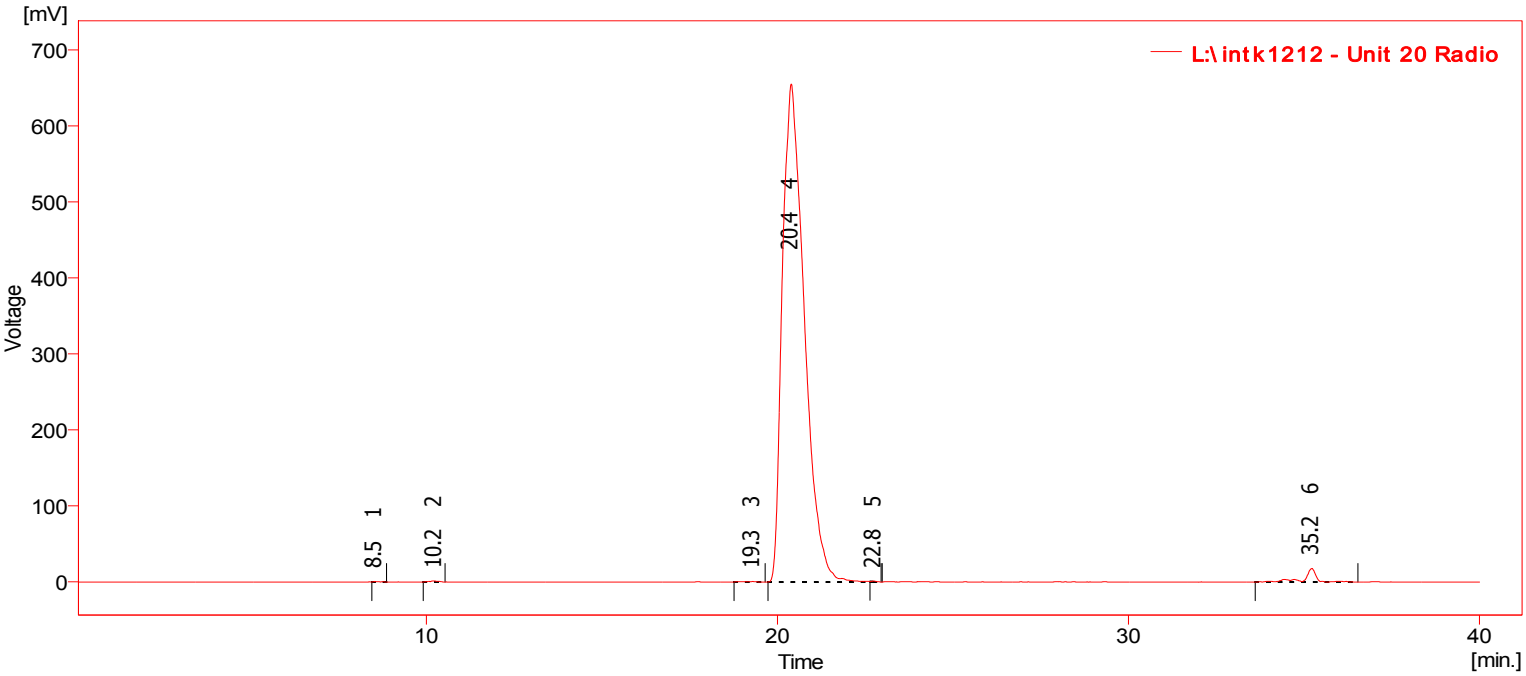

Result Table (Uncal - L:\intk1212 - Unit 20 Radio)

	Compound Name	Reten. Time [min]	Area [mV.s]	Height [mV]	Area [%]	Height [%]	W05 [min]	Efficiency [th.pl]	Eff/l [t.p./m]	Resolution [-]	Symmetry/ Tailing [-]	Response Factor
1		8.53	9.603	0.84	0.03	0.1	0.19	11175	223496		2.32	
2		10.25	28.715	1.49	0.10	0.2	0.27	7979	159580	4.40	0.85	
3		19.31	20.896	0.92	0.07	0.1	0.63	5258	105167	11.92	0.66	
4		20.39	28500.809	655.45	98.30	96.7	0.69	4793	95859	0.97	2.47	
5		22.76	9.448	1.11	0.03	0.2	0.15	133372	2667437	3.32	1.21	
6		35.23	425.418	17.99	1.47	2.7	0.24	119397	2387947	38.08	0.91	
		Total	28994.889	677.81	100.00	100.0						

MC-2327
o-Cresol, [ring-14C(U)]-
Lot 178-084-080-A-20091010-JI

Chromatogram Info:

File Name	: L:\intk1212	File Created	: 5/29/2014 11:53:38 AM
Origin	: Acquired, Acquisition started 10/14/2009 1:16:45 PM	Acquired Date	: 10/14/2009 1:56:44 PM
Project	: Work1	By	: Administrator

Method	: Unit20_40_min_run	By	: Administrator
Description	: UV trace of 14C material co-injected with standard		
Created	: 4/9/2008 10:56 AM	Modified	: 5/29/2014 12:03 PM
Column	:	Detection	: UV 277nm
Mobile Phase	:	Temperature	:
Flow Rate	:	Pressure	:
Note	:		

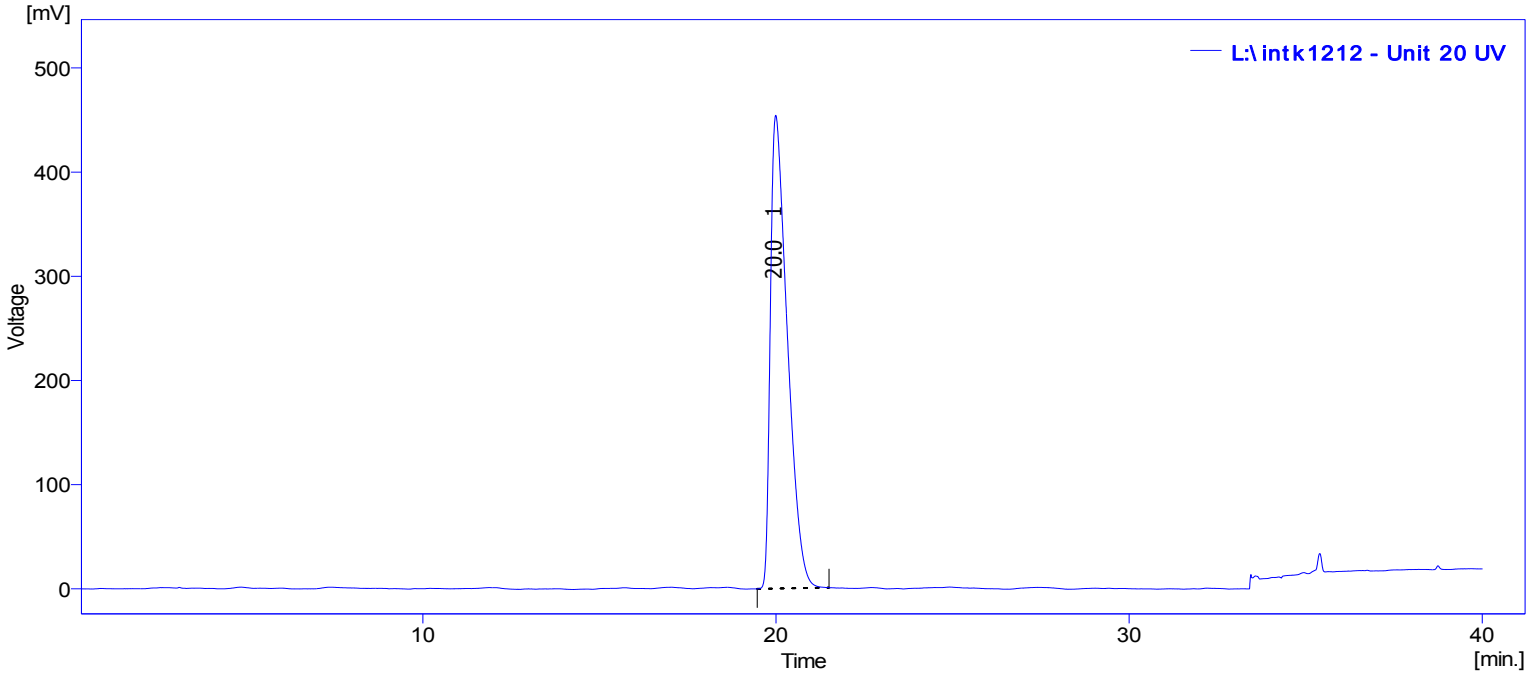

Result Table (Uncal - L:\intk1212 - Unit 20 UV)

	Compound Name	Reten. Time [min]	Area [mV.s]	Height [mV]	Area [%]	Height [%]	W05 [min]	Efficiency [th.pl]	Eff/l [t.p./m]	Resolution [-]	Symmetry/ Tailing [-]	Response Factor
1		19.99	15185.914	454.31	100.00	100.0	0.52	8086	161716		1.86	
		Total	15185.914	454.31	100.00	100.0						

MC-2327
o-Cresol, [ring-14C(U)]-
Lot 178-084-080-A-20091010-JI

Chromatogram Info:

File Name	: L:\intk1206	File Created	: 5/29/2014 11:53:38 AM
Origin	: Acquired, Acquisition started 10/13/2009 12:27:18 PM	Acquired Date	: 10/13/2009 1:07:17 PM
Project	: Work1	By	: Administrator

Method	: Unit20_40_min_run	By	: Administrator
Description	: UV trace of blank injection		
Created	: 4/9/2008 10:56 AM	Modified	: 5/29/2014 11:57 AM
Column	:	Detection	: UV 277nm
Mobile Phase	:	Temperature	:
Flow Rate	:	Pressure	:
Note	:		

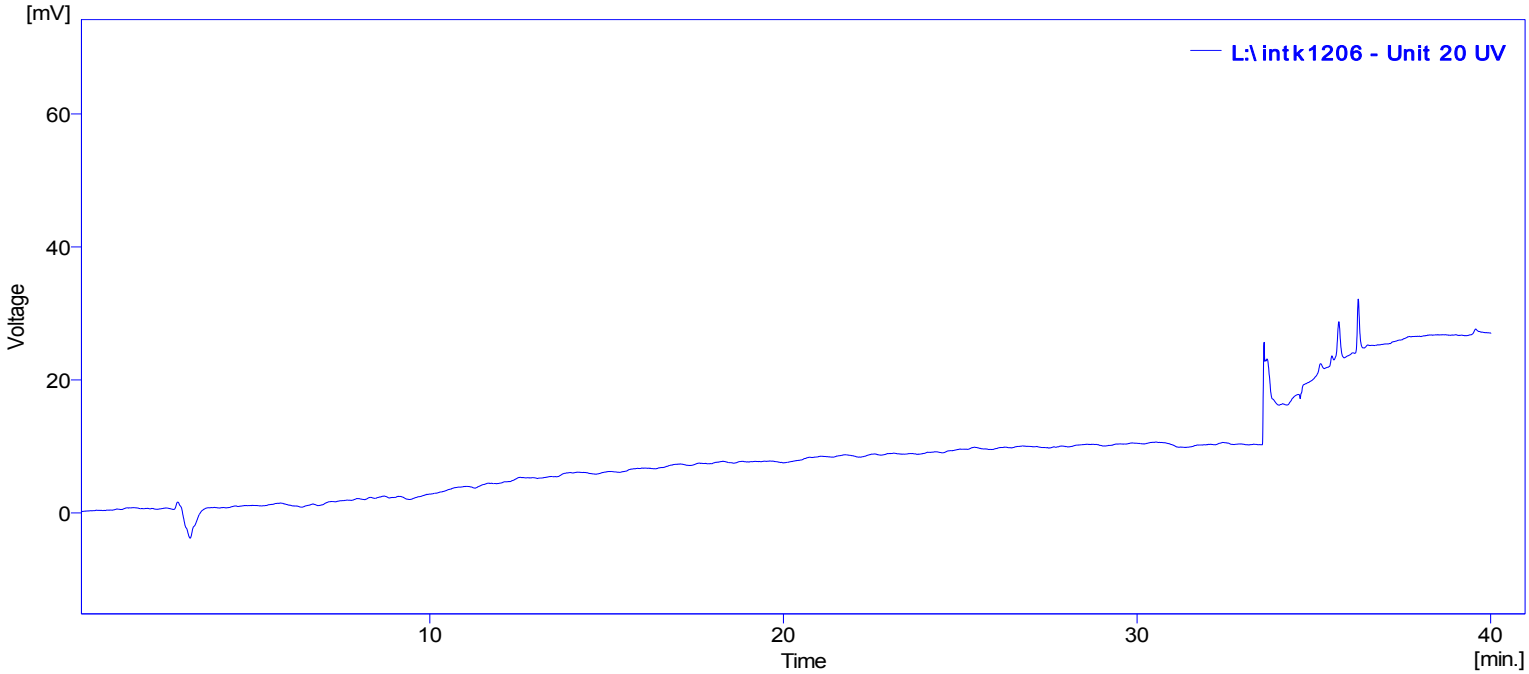

Result Table (Uncal - L:\intk1206 - Unit 20 UV)

Compound Name	Reten. Time [min]	Area [mV.s]	Height [mV]	Area [%]	Height [%]	W05 [min]	Efficiency [th.pl]	Eff/l [t.p./m]	Resolution [-]	Symmetry/ Tailing [-]	Response Factor
No peak to report											

File : C:\HPCHEM\1\DATA\CRESOL.D
Operator : JEI
Acquired : 9 Oct 2009 15:54 using AcqMethod CRESOL
Instrument : GC/MS Ins
Sample Name: o-Cresol, [ring-UL-14C]
Misc Info :
Vial Number: 1

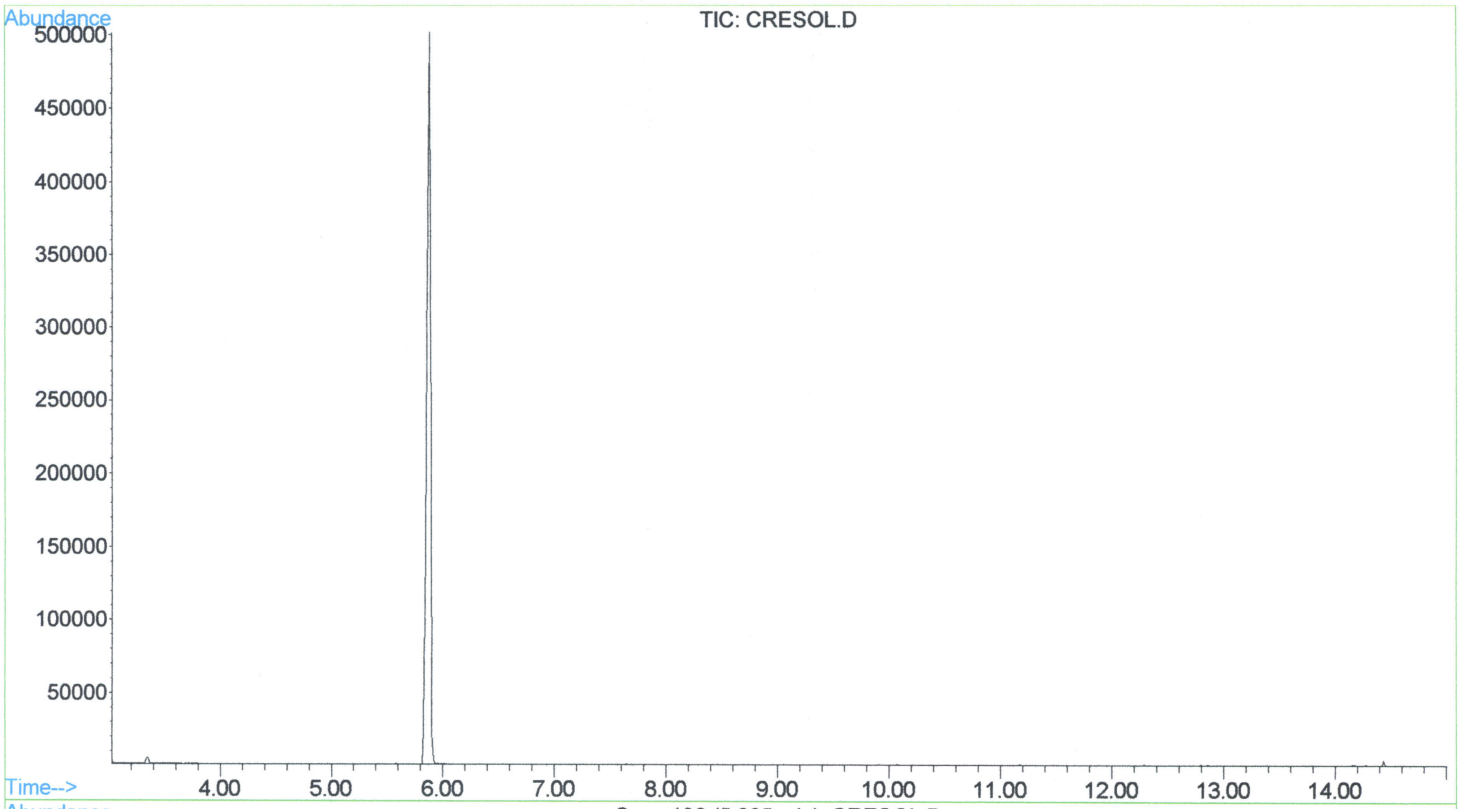

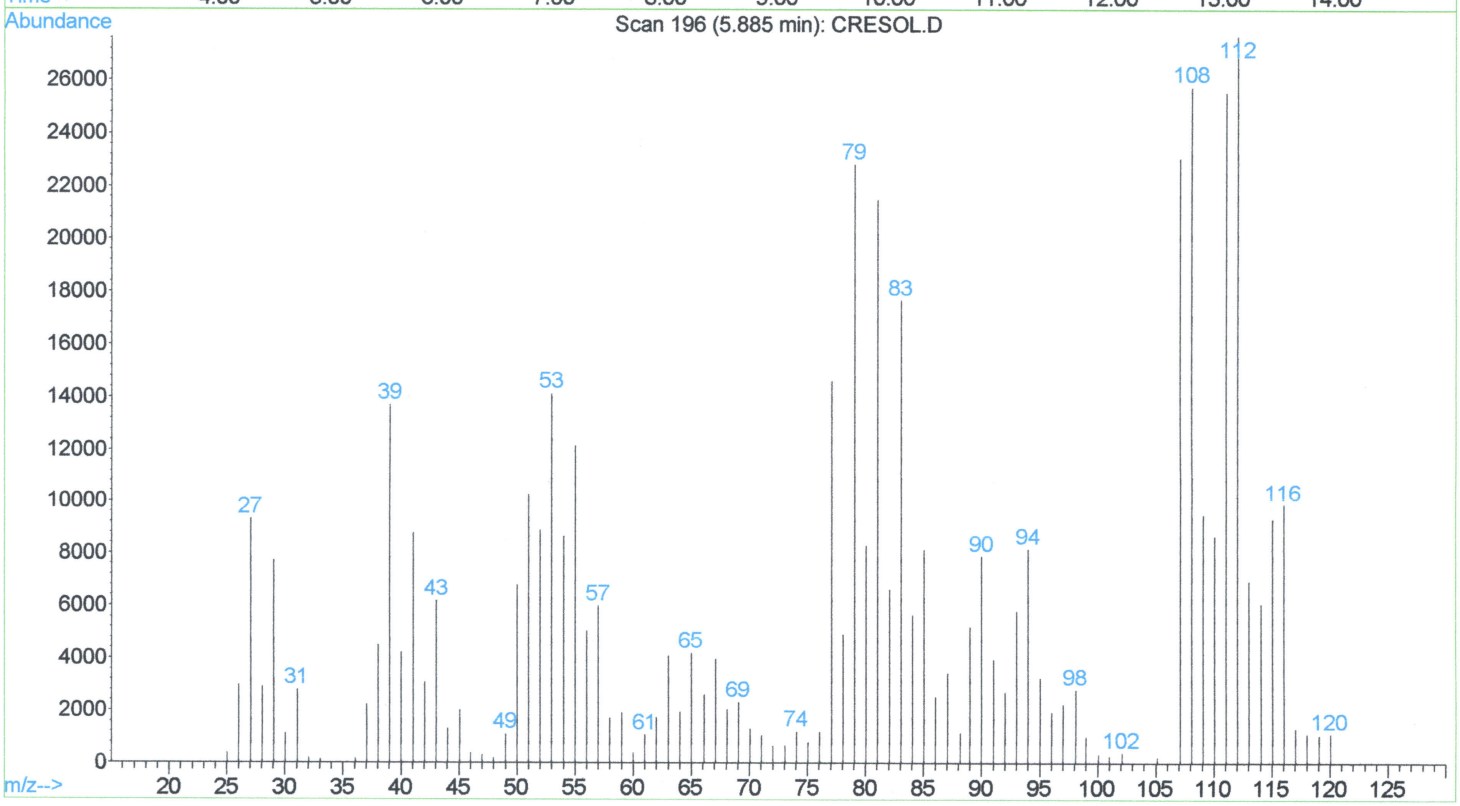

Scan 196 (5.885 min): CRESOL.D
o-Cresol, [ring-UL-14C]

m/z	abund.	m/z	abund.	m/z	abund.	m/z	abund.
25.05	387	38.05	4504	49.00	1093	60.00	380
26.05	2966	39.05	13703	50.00	6759	61.00	1055
27.05	9290	40.05	4208	51.00	10234	62.00	1725
28.05	2891	41.05	8749	52.00	8859	63.00	4071
29.05	7698	42.05	3056	53.00	14124	64.00	1916
30.05	1102	43.05	6165	54.00	8614	65.00	4175
31.05	2777	44.05	1302	55.00	12137	66.10	2572
32.05	203	45.05	1988	56.00	5032	67.10	3939
33.05	156	46.00	393	57.00	5962	68.05	2029
36.05	180	47.00	314	58.00	1676	69.05	2288
37.05	2210	48.00	183	59.00	1913	70.05	1308

Scan 196 (5.885 min): CRESOL.D
o-Cresol, [ring-UL-14C]

m/z	abund.	m/z	abund.	m/z	abund.	m/z	abund.
71.05	1042	82.05	6611	93.00	5774	107.10	23048
72.05	650	83.05	17648	94.00	8153	108.10	25752
73.05	655	84.05	5629	95.00	3227	109.10	9458
74.05	1191	85.05	8106	96.00	1920	110.05	8638
75.05	772	86.05	2517	97.00	2228	111.05	25520
76.05	1172	87.05	3416	98.10	2777	112.05	27648
77.05	14593	88.15	1121	99.00	978	113.05	6902
78.05	4897	89.00	5201	100.10	337	114.05	6047
79.05	22816	90.00	7873	101.00	270	115.05	9287
80.05	8292	91.00	3929	102.10	379	116.05	9872
81.05	21448	92.00	2670	105.10	225	117.05	1301

Scan 196 (5.885 min): CRESOL.D
o-Cresol, [ring-UL-14C]

m/z	abund.	m/z	abund.	m/z	abund.	m/z	abund.
118.05	1078						
119.05	1029						
120.05	1088						

MC2327 1H NMR in CD2Cl2
Batch 20091010-JI

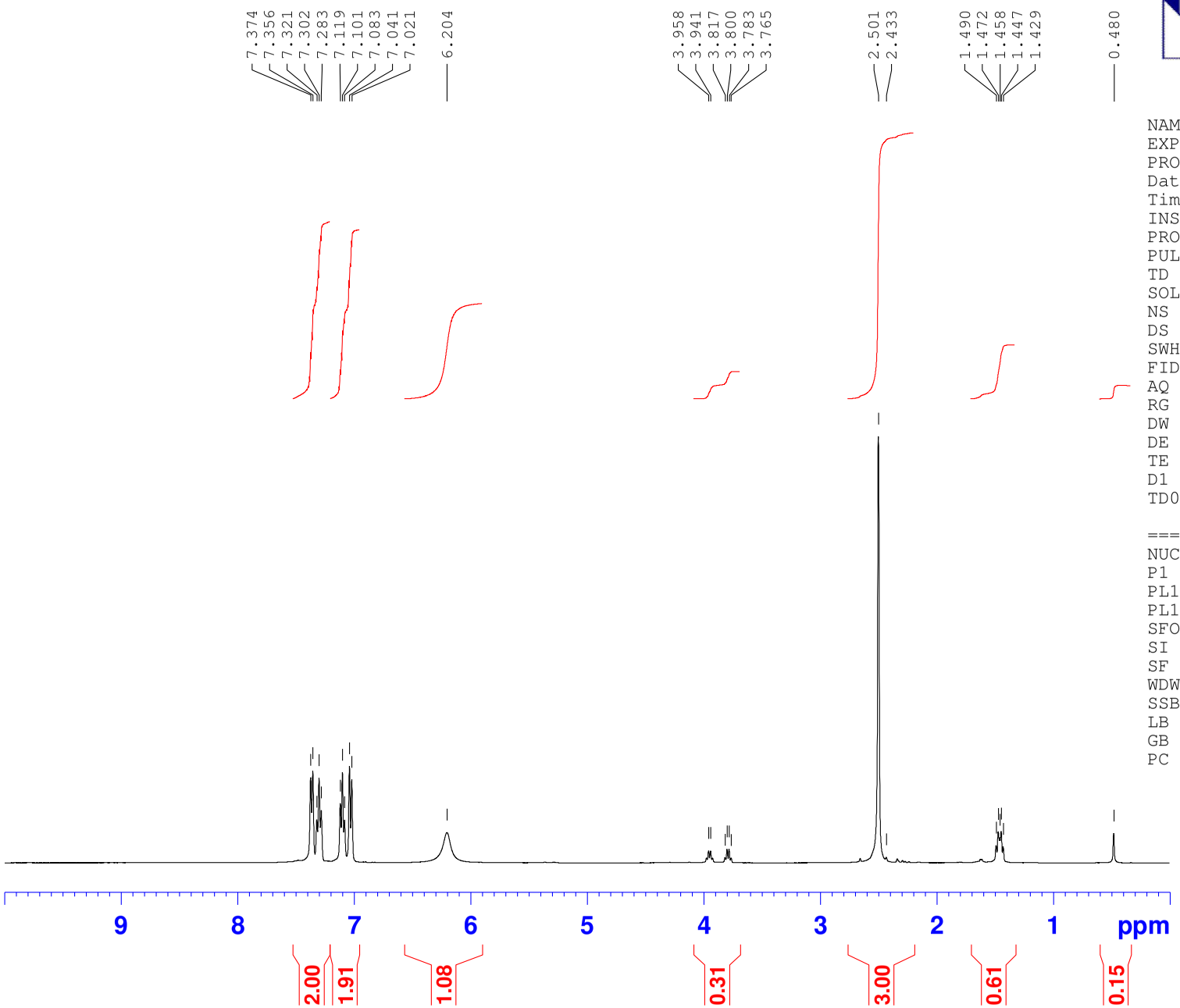

NAME	MC2327
EXPNO	3
PROCNO	1
Date_	20091020
Time	14.07
INSTRUM	spect
PROBHD	5 mm PABBO BB-
PULPROG	zg30
TD	65536
SOLVENT	CD2Cl2
NS	128
DS	0
SWH	8278.146 Hz
FIDRES	0.126314 Hz
AQ	3.9584243 sec
RG	4
DW	60.400 usec
DE	6.50 usec
TE	294.4 K
D1	2.00000000 sec
TD0	1
======== CHANNEL f1 ========	
NUC1	1H
P1	14.50 usec
PL1	-0.70 dB
PL1W	10.03411102 W
SFO1	400.1324710 MHz
SI	32768
SF	400.1300000 MHz
WDW	no
SSB	0
LB	0.00 Hz
GB	0
PC	1.00